

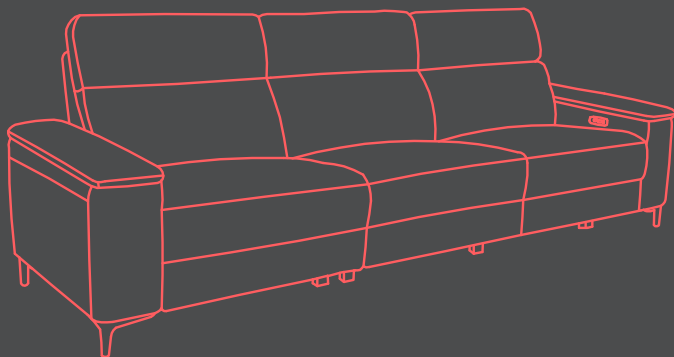
CERAGEM

RECLINER SOFA

USER MANUAL

Pause S Recliner Sofa

CGMERSG-2101



CERAGEM®



Thank you for purchasing the CERAGEM Recliner sofa.
Please read this user manual carefully before starting any use and use it properly.
Please store the manual where you can always find it after reading it.
This user manual contains the product warranty information.


CERAGEM
RECLINER SOFA
USER MANUAL

Pause S Recliner Sofa

RECLINER SOFA
CGMERSG-2101

CONTENTS

- 01** Sofa care tips by material
- 02** How to remove stains from genuine leather sofa
- 03** Features of each sofa material
- 04** How to Use
- 05** Precautions
- 06** Service Standard
- 07** Product Specification



RECLINER SOFA
CGMERSG-2101

Wipe with soft cloth once a week. If necessary, use a vacuum cleaner to clean it.

In summer, the part that comes into contact with the body would be damaged by salt from sweat. Use a towel slightly soaked in water to clean, and then dry it with a dry towel.

Wipe gently with a small amount of leather protectant applied to a soft and dry cloth once every 4~5 months.

Due to lack of management, discoloration or cracking may occur on the areas that the body touches.

Please note that direct sunlight exposure could cause discoloration of the sofa.

02**How to remove stains from genuine leather sofa**

Wipe life stains lightly with a soft cloth.

If the contamination is severe, moisten a cloth with diluted neutral detergent and wipe it with a dry cloth to prevent moisture from seeping into it.

For gum stains, hold an ice pack on it for about 5minutes, and when it hardens, remove it and wipe it with a soft cloth.

Avoid using strong alcohol or alcoholic beverages as they may damage the leather.

1. The natural features of genuine leather

Leather veins, wrinkles, scars, and red spots on the leather can occur as animals reach maturity, and are natural features of genuine leather.

Because the thickness and pattern are different for each part of the cow's belly, back, legs, and neck, there is a difference in texture where the leather sides meet.

Wrinkles and elongation of leather are natural features that only genuine leather materials have.

The degree of dyeing varies depending on the nature of the leather, color differences may occur where leather and leather or leather and leatherette come in contact.

When using a leather massage chair for a long time, the surface may crack due to friction and sweat. In particular, parts that are repeatedly touched by the body, incision joints, and protruding parts would be worn more easily than other areas.

2. Cushion compression and leather wrinkles during use

In order to achieve a comfortable seating experience, soft microfiber and polyurethane foam are used as the interior material of the sofa, therefore partial compression may occur.

Partial cushion compression, wrinkling and leather wrinkling may occur due to human weight, repeated compression, and the influence of the surrounding environment.

The comfort level of the seating area while seated on the sofa seat may vary depending on the area, substructure, and frequency of use.

After getting up, if you tap both sides of the cushion to restore it, you can prevent the cushion from coming off and leather from stretching.

3. Features of recliner products

Recliner sofa has gaps between its modules for smooth usability and prevention of malfunctions.

Cushion compression and step differences might occur in lines and cushions due to functional operation.


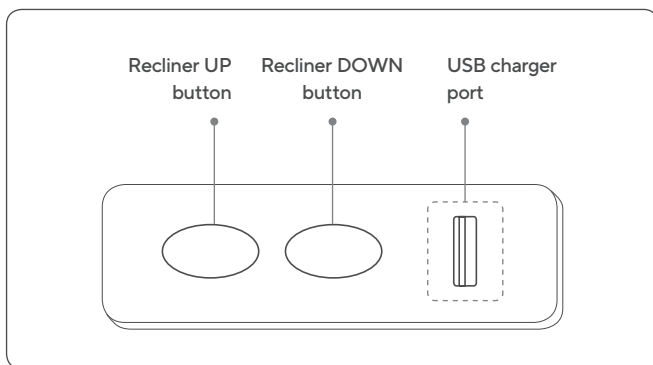
When the feature is operating, there would be a friction noise of the leather surface, and the motor sound may be different for each hardware.

4. Features of soft interior materials

Because it is a cushioned furniture with flexible and soft interior materials, step difference in the line or height of the sofa head could occur.

Temporary compression and wrinkling may occur due to product packaging and shipping. It spreads naturally over time and is not a defect in the product. If you tap around the pressed area, it can return to its original shape more quickly.

Button operations



1. Connect the power cable.
2. Sit on the sofa seat.
3. Check the reclining operation button and USB charging port on the left/right inside.
4. To use the recliner, press the up button to use it.
5. To fold the reclining part, press the down button.
6. You can charge various electronic devices and use them conveniently through the USB port on the button control area.

* 1. Output above 0 A, some models may not be readily supported depending on the device.

(!) Install on a flat and dry place.

Product deformation can be avoided.

(!) Avoid direct sunlight and hot heat.

It may cause damage or discoloration of the leather.

(!) Beware of sweat, salt and oil.

It may cause damage or discoloration of the leather.

(!) Use leather-only cleaners and protectants.

01 Please refer to **Sofa care tips by material.**

(!) Watch out for pets.

Pets' sharp claws can harm the leather.

(!) Avoid impact (load) on the arm-rest, back- rest, and leg- rest.

It may cause product deformation or damage.

(!) When operating the recliner, be careful not to pinch your body or objects.

This may result in an accident or injury to the user.

(!) Do not touch the power supply or operation button with wet hands.

There would be a risk of electric shock.

Free services

In case of a failure that occurs under normal use within the warranty period

Paid services

- When the free warranty period has expired
- Failure due to not following the precautions
- Failure due to customer induced damage (CID)
- In case of damage due to natural disaster (other than flood and fire)

Non-exchange and refund policy

- If a product defect is caused by user carelessness
- An exchange or refund due to a simple change of heart after product installation
- If the defect is not obvious

* Refer to the Consumer Damage Compensation Regulations and Warranty Guide for quality assurance

Product name	Pause S Recliner Sofa
Model name	CGMERSG-2101
Size of the Sofa	3Persons: W 81.5 in X D 35.8 (58.7) in X H 39.4 (34.1) in 4Persons: W 112.6 in X D 35.8 (58.7) in X H 39.4 (34.1) in
Net weight	3Persons: 205 lbs (2 box) 4Persons: 251 lbs (3 box)
Gross weight (including box)	3Persons: 234 lbs (2 box) 4Persons: 291 lbs (3 box)
Working voltage	Input: 100-240 V, 50/60 hz 4.0 A Output: 29 V, DC, 3.0 A, 87.0 W
USB Port	5 V 2 A
Electrical Safety Certification Number	2266AB02ABWW44270

Wait!Warranty details can be found on www.ceragemus.com.

CERAGEM®

Seller

CERAGEM CO., LTD.
10, Jeongja 1-gil,
Seonggeo-eup,
Seobuk-gu, Cheonan-si,
Chungcheongnam-do,
31045, Korea

Manufacturer

Henglin Home
Furnishings Co., Ltd.
No. 378, 380 Jiayi
Road, Dipu Street, ANJI
COUNTY Zhejiang
Province 313300, China

Customer Support Center

CERAGEM
INTERNATIONAL INC.
LOS ANGELES, CA 90010
3699 WILSHIRE BLVD.
STE 930
213-480-7070

